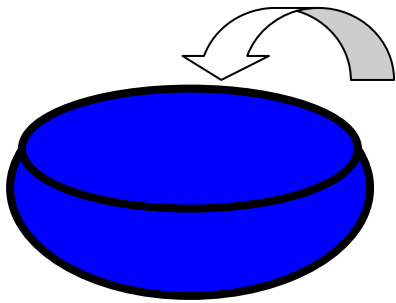
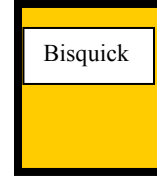


Two Minute Ice Cream Cone Cakes

In a mixing bowl put:



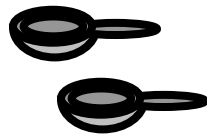
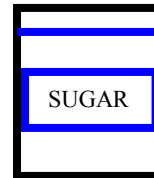
2/3 cup bisquick



1 egg




1/4 c sugar



2 tablespoons vegetable oil


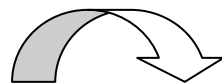



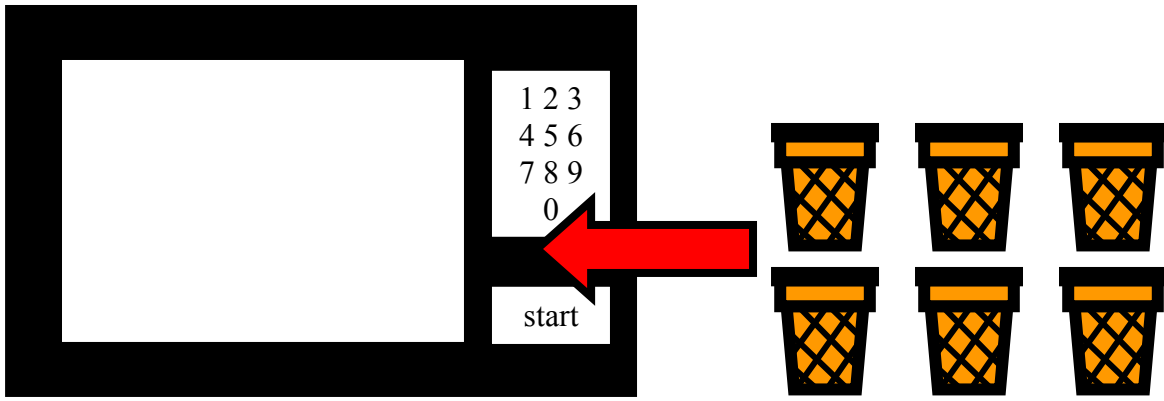
1/2 teaspoon vanilla




Mix

Put 2 tablespoons of mix
into an ice cream cone.





Put six cones into the microwave and heat for 2 minutes. *COOL.*



Put a scoop of ice cream on top of each cone. *EAT!!*