

Shopping List



Farmer's Market Shopping List Game



Shopping List

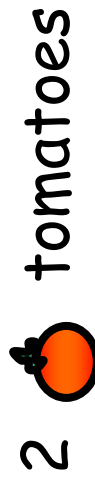


To Play:

Print, cut and laminate cards. Put the vegetables out on the table. Give the children a list and a basket.

Have them put the items that are on the list into the basket. Someone is the farmer at the market and checks to make sure the right items are in the basket. If you want to include money in the game have each child pay one cent per item purchased. If you are doing a Peter Rabbit theme, the child purchasing the items can pretend to be the Mother Rabbit.


Shopping List

List





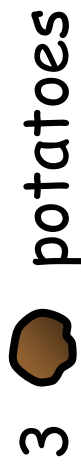

Shopping List

List



Shopping List


List




Shopping List

5  potatoes

6  peas


4  beans


2  peppers


6  corn

Shopping List

2  peas


3  carrots


3  onions

1  peppers


2  lettuce


Shopping List

1  broccoli

2  beans

4  corn

1  potatoes

4  carrots

Shopping List

4 potatoes



5 peas



2 peppers



3 corn



2 carrots



Shopping List

1 tomato



3 broccoli



2 lettuce



5 potatoes



3 radishes



Shopping List

1 radish



2 peas



4 corn



2 onions




4 tomatoes



Shopping List



carrot



onions



radish




corn



lettuce

Shopping List




beets



carrots



tomatoes

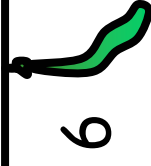


beans




peppers

Shopping List



beans



beets



peppers



carrots



corn

